

DRIVING **CHANGE2023**
THE URGENT CARE CONVENTION

Wound Care Pearls and Pitfalls

UCA URGENT CARE
ASSOCIATION®



Presented by:
Matt Delaney, MD senior


Presented by UCA Affiliate

HIPPO
EDUCATION

One Dressing to Rule Them All...









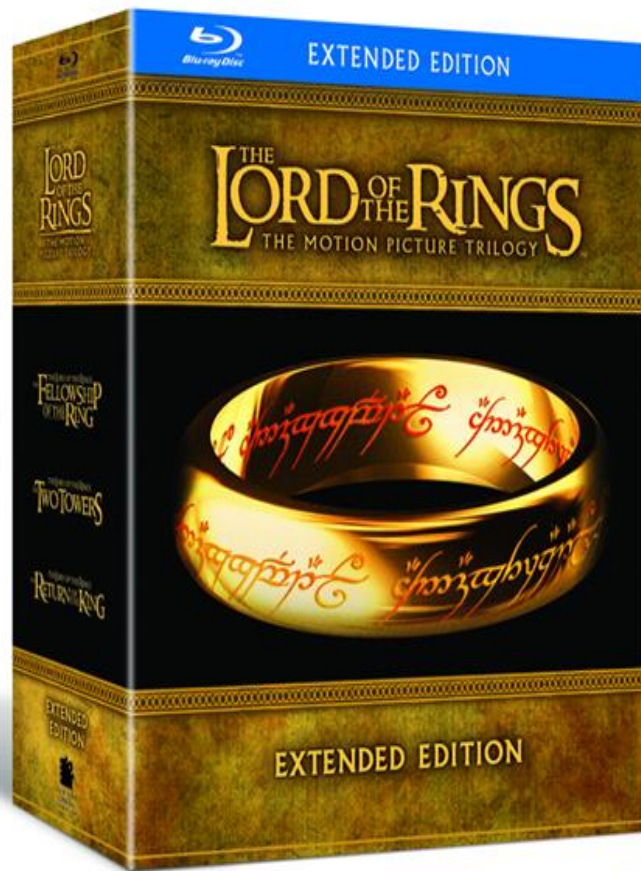
*One Ring to rule them all, One Ring to find them,
One Ring to bring them all and in the darkness bind them.*

~J.R.R. Tolkien





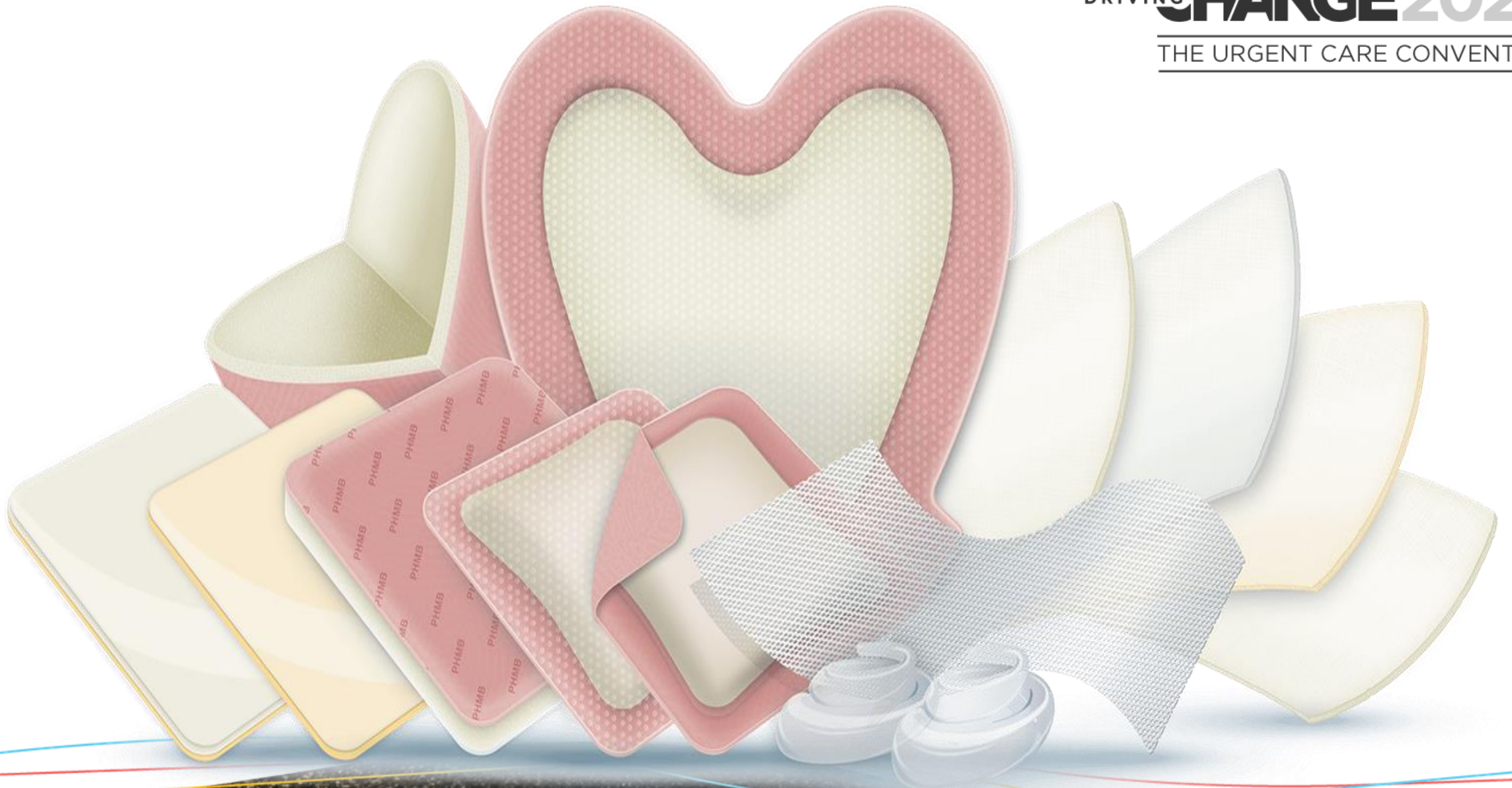








DRIVING **CHANGE** 2023
THE URGENT CARE CONVENTION



HIPPO

WOUND CARE DRESSINGS					
Product	Product Appearance	Product Description	Product Size	Recommended Use	Benefits
DYNADERM		Transfused Dressing Not suitable for diabetics	DD-1865 20mm x 25mm	<ul style="list-style-type: none"> Non-infected dry to low exuding wounds Minor cuts and scratches Graze and blisters Post operative dressings Small minor burns 	<ul style="list-style-type: none"> Sterile Longer lasting adhesive Non-adherent island Self-adhesive Breathable film Pain free removal Low absorbent island dressing Suitable for showering
			DD-2410 100mm x 100mm		
EPIDERM		Wound Closure Strips Not suitable for leg ulcers	ED-1840 25mm x 25mm	<ul style="list-style-type: none"> Skin closure for small cuts & scar management 	<ul style="list-style-type: none"> Sterile Adhesive Hypoallergenic Moisture and oxygen permeable fabric Stretch-resisting fabric Longer lasting
			ED-1847 100mm x 100mm		
HYDRODERM		Hydrogel Dressing	HD-1810 100mm x 100mm	<ul style="list-style-type: none"> Infected sloughy and non-infected wounds Blisters, small minor burns and abrasions 	<ul style="list-style-type: none"> Sterile Clear to assess wound healing High absorbency Gentle to granulating and epithelializing tissue upon removal Does not mar healthy tissue One piece removal without wound isolation Controlled pH 5.5 Suitable for infected and non-infected wounds Suitable for diabetics when secured with ProDerm™
			HD-2020 200mm x 200mm		
OPDERM		Hydrocolloid Dressing Not suitable for diabetics	OP-1010 100mm x 100mm	<ul style="list-style-type: none"> Dry to low exuding non-infected wounds Abrasions and small minor burns Finger and toe wounds (not suitable for diabetics) 	<ul style="list-style-type: none"> Sterile Adhesive Self-adhering Hypoallergenic
			OP-2020 200mm x 200mm		
PHILODERM		Non-stick Dressing	PH-1010 100mm x 100mm	<ul style="list-style-type: none"> First aid for all wounds Cuts Graze Blisters Small minor burns 	<ul style="list-style-type: none"> Sterile Hypoallergenic Soft and comfortable Protects the wound Breathable Absorbent Painless removal
			PH-2408 240mm x 84mm		
PROTODERM		Non-woven Island Dressing	PD-7519 100mm x 20mm	<ul style="list-style-type: none"> Non-infected, dry to moderately exuding wounds Minor cuts and scratches Graze Blisters Small minor burns 	<ul style="list-style-type: none"> Sterile Self-adhesive fabric Highly breathable fabric Hypoallergenic Pain free removal Low absorbent island dressing
			PD-7520 100mm x 100mm		
SPRODERM		Film Dressing Not suitable for diabetics	SD-1825 75mm x 65mm	<ul style="list-style-type: none"> Dry wounds Minor cuts and abrasions Friden burns Small minor burns To secure I.V. catheters To secure Hydroderm™ 	<ul style="list-style-type: none"> Sterile Transparent Self-adhesive Breathable Hypoallergenic Suitable for showering
			SD-1826 50mm x 100mm		

BCHC Community: Generic Dressing Indicator Matrix

Cause of Wound	Wound Bed	Necrotic	Sloughy	Granulating	Epithelializing	Infected*
Pressure ulcers†, open surgical wounds, haematomas, open trauma, previous ischaemia resolved by vascular surgery, malignant fungating and other miscellaneous wounds.	Treatment aim	Debride / hydrate	Debride / hydrate	Protect	Protect	Reduce bacterial load
	Low exudate	Primary dressing: HYDROGEL (if eschar lifting) Secondary dressing: HYDROCOLLOID (use alone if dry) or FOAM	HYDROGEL	HYDROCOLLOID	HYDROCOLLOID or FILM	Antimicrobial† cream/contact layer‡ FOAM secondary
	Moderate exudate	Primary dressing: ALGINATE¹ (or HYDROGEL) Secondary dressing: FOAM	ALGINATE¹ (or HYDROGEL)	ALGINATE¹ (or HYDROGEL)	HYDROCOLLOID or FOAM	Antimicrobial† cadexomer iodine/alginate¹ FOAM
High exudate	Primary dressing: ALGINATE¹ Secondary dressing: FOAM	ALGINATE¹	ALGINATE¹ (or PAD)	ALGINATE¹	FOAM or PAD	Antimicrobial† alginate¹ FOAM (or PAD)

Other significant treatment variations according to wound cause:

Venous leg ulcer Under compression	Primary dressing: Consider cause: venous ulcers are not usually necrotic Secondary dressing:	Contact layer? or ALGINATE¹	Contact layer?	Contact layer¹	Antimicrobial† contact layer? / alginate¹
Diabetic neuropathic foot ulcer (if ischaemic see below)†	Primary dressing: As main advice. Consider larvae if slow to debride Secondary dressing:	Contact layer? or ALGINATE¹	Contact layer?	Contact layer¹	Antimicrobial† contact layer? / alginate¹ FOAM (or PAD)
Ischaemic leg ulcer (if unresolved by vascular surgery or with no vascular plan)†	Primary dressing: Contact layer? Secondary dressing: Absorbent Pad	Contact layer?	Contact layer?	Contact layer¹	Antimicrobial† contact layer? / alginate¹ FOAM (or PAD)


Self-adhesive ABSORBENT PAD

Consider referring non-healing/undiagnosed wounds and wounds due to other conditions such as burns or lymphoedema for specialist advice & treatment plans

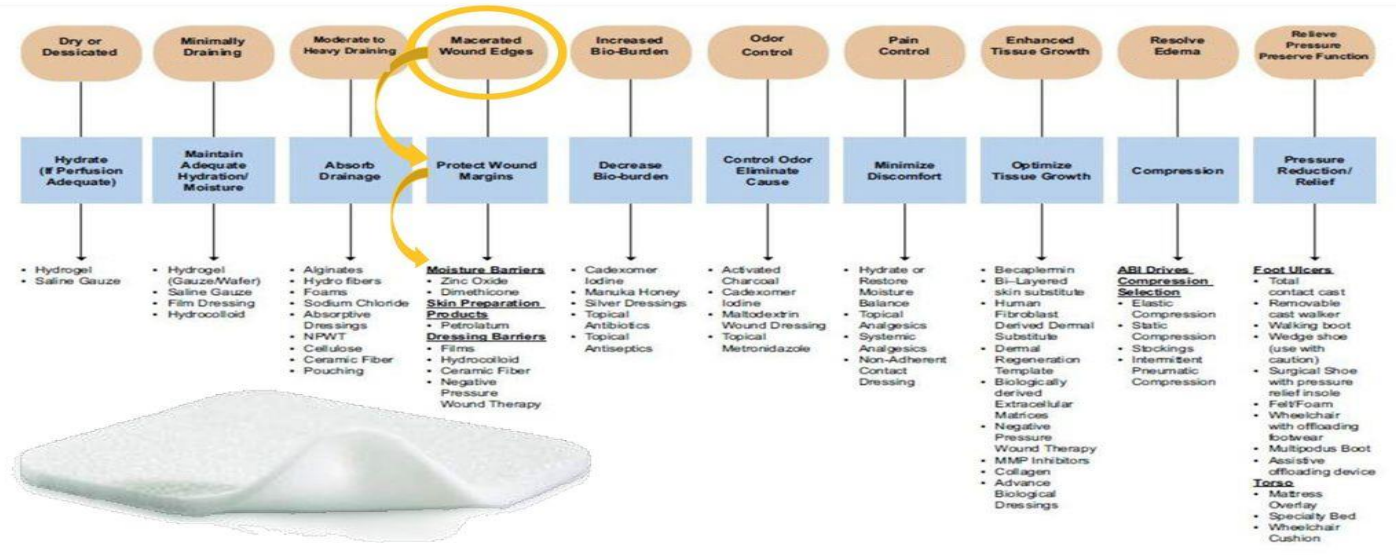
1- Alginate OR hydrofibre.
2- Contact layer - Modern low-adherent viscous wound contact layer.
3- Topical antimicrobials (e.g. silver, honey, etc) are included in many types of dressing product. Refer to the antimicrobial flow-chart for appropriate use.

4- Where clinical signs indicate acute infection, take a wound swab (culture & sensitivity) to consider systemic antibiotics.
5- Patients with or at risk of diabetic foot ulcers should be referred to specialist podiatry.
6- Patients with an ischaemic wound should be referred for urgent Vascular opinion.
7- Patients with pressure ulcers should have a holistic plan of care including repositioning and pressure relieving equipment.

WOUND DEPTH	EXUDATE LEVEL	PRIMARY DRESSING	SECONDARY DRESSING/ TERTIARY DRESSING
SUPERFICIAL OR PARTIAL THICKNESS	Light-Mod	MEDIHONEY HCS Non-Adhesive	BIOGUARD Conforming Bandage/ Lg. Roll Gauze or Gauze Wrap
		MEDIHONEY HCS Adhesive MEDIHONEY Gel, Paste or Honeycolloid Non-Adhesive MEDIHONEY Gel, Paste or Honeycolloid Non-Adhesive MEDIHONEY Honeycolloid Adhesive	XTRASORB Foam Non-Adhesive and Gauze Wrap XTRASORB Foam Adhesive
	Mod-Heavy	MEDIHONEY Gel, Paste, Alginate or Honeycolloid Non-Adhesive MEDIHONEY Gel, Paste, Alginate or Honeycolloid Non-Adhesive MEDIHONEY Honeycolloid Adhesive	XTRASORB Foam Non-Adhesive/ Gauze Wrap Bandage XTRASORB Foam Adhesive
FULL THICKNESS	Ex Heavy	MEDIHONEY Calcium Alginate	XTRASORB Classic and BIOGUARD Conforming Bandage/Lg. Roll Gauze or Gauze Wrap
	Light-Mod	MEDIHONEY Gel, Paste or Honeycolloid Non-Adhesive MEDIHONEY Gel, Paste or Honeycolloid Non-Adhesive MEDIHONEY Honeycolloid Adhesive	XTRASORB Foam Non-Adhesive and Gauze Wrap Bandage XTRASORB Foam Adhesive
	Mod-Heavy	MEDIHONEY Calcium Alginate MEDIHONEY Calcium Alginate	XTRASORB Foam Non-Adhesive and Gauze Wrap Bandage XTRASORB Foam Adhesive
Ex Heavy	MEDIHONEY Calcium Alginate	XTRASORB Classic and Gauze Wrap Bandage	



Dressing Decision Tree



One Dressing to Rule Them All...



Wet

Warm

Well kept





42% of home health orders





78%

Foam dressings

- Mepilex
- Aquacell
- Something “Foam”





Wet

Warm

Well kept





One dressing to rule them all

mdelaney@uabmc.edu

Twitter:MDelaneyMD