


Urgent Care Fast Facts

2022

More Patients are Choosing Urgent Care for Their Medical Needs

Patient Volume is up 60% from 2019
(Combined Traditional and COVID Visits)



*Credit: Experity

Urgent Care Poised to Keep Growing

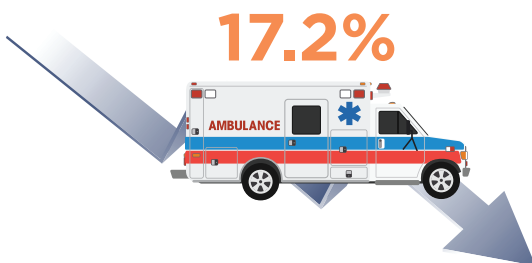
Patient Volume Per Clinic Per Day Increasing
23.4% by 2023



*Estimated, Relative to 2019; Credit: Experity

ER Visits Decrease

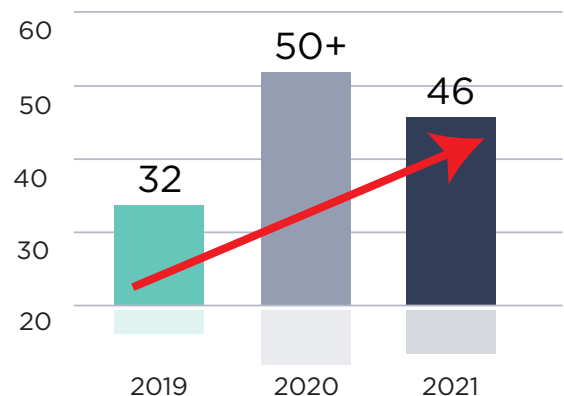
When an Urgent Care Center Opens Nearby



* Credit: <https://pubmed.ncbi.nlm.nih.gov/33559261>

Patient Volume Increased Over COVID

Urgent Care Visits Per Clinic Per Day, Average Volume



26% of Urgent Cares Have More Than 60 Visits per Day


Versus 11% of Clinics Seeing This Volume in 2019



*Credit: Experity

Urgent Care Proximity

Almost 90% of the U.S. Population is Within
a 20 Minute Drive to an Urgent Care Center



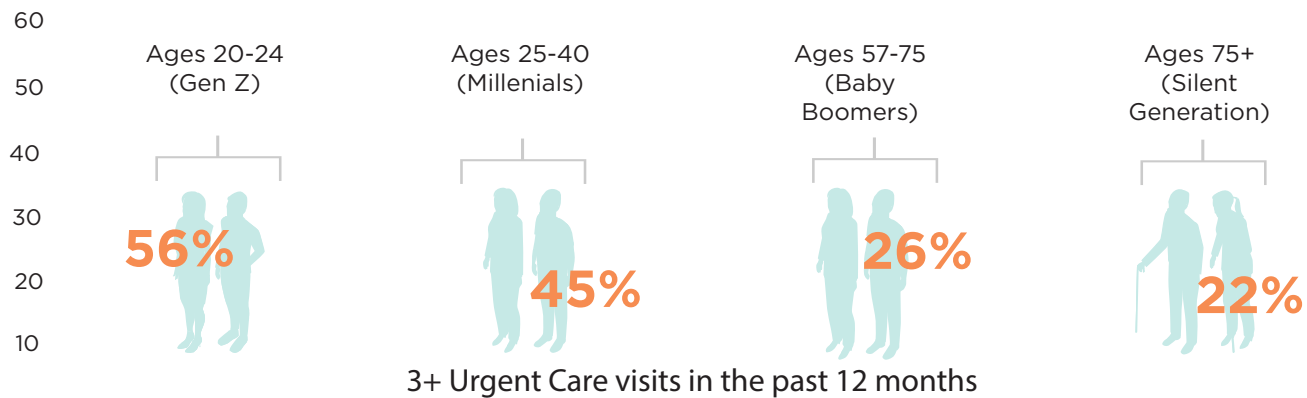
*Credit: DXM

Urgent Care Fast Facts

2022

Who We See Most Frequently

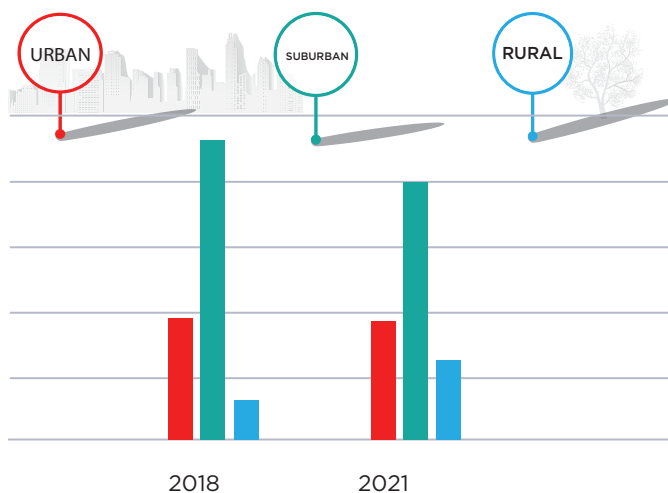
Ages of Those Who Have Visted Urgent Care Centers 3+ Times in the Last 12 months



*Credit:
JUCM <https://www.jucm.com/urgent-care-looks-to-find-its-identity-through-gen-z-and-millennials/>

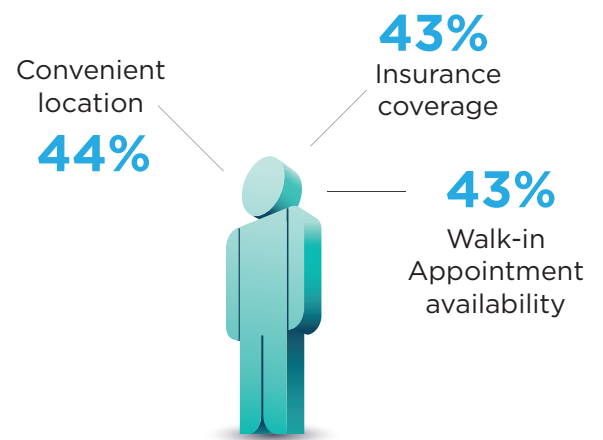
Urgent Care Center Geographic Distribution

2018 vs. 2021



*Credit: UCA Member Survey

Why Patients Choose Urgent Care:



*Credit: UCA Member Survey